



# Veterans and Health in New York State

JULY 2017

# Who are New York State's Veterans?

Home to more than **800,000** veterans, New York State has the nation's fifth largest veteran population.<sup>1</sup>

Top 5 states with largest veteran populations:

1	2	3	4	5
<b>California</b>	<b>Texas</b>	<b>Florida</b>	<b>Pennsylvania</b>	<b>New York</b>
1,790,000	1,603,000	1,594,000	872,000	838,000

Total Number of Veterans in the U.S.: **20,784,000**

## GENDER OF VETERANS IN NEW YORK

- In 2015, men composed the vast majority of veterans in New York (93%), but the proportion of women has been steadily rising and is expected to reach more than 10% by 2025.<sup>2</sup>
- **NUMBER OF WOMEN VETERANS IN NEW YORK: 58,000 (7%)**

## AGE OF VETERANS IN NEW YORK

- Roughly half (441,000) of veterans in New York are age 65 or older. The veteran population tends to be substantially older than the general population.
- Approximately 8% of New York's veterans are under 35 years old, reflecting those that joined after 9/11.<sup>3</sup>

Proportion of veterans in New York over the age of 65:

**53%**

Proportion of general New York population over the age of 65:

**15%**

## Who are New York State's Veterans? (continued)

### RACE/ETHNICITY OF VETERANS IN NEW YORK

- Over the past 30 years, racial and ethnic minorities have entered the military in ever-increasing numbers, further diversifying our country's veteran population. **IN 2015, MINORITIES MADE UP 21% OF NEW YORK'S VETERAN POPULATION.** This proportion is expected to reach 37% by 2040.
- The largest groups of minorities are Black or African American (91,000 or 11%) and Hispanic (67,000 or 8%).<sup>4</sup>



### WHEN DID VETERANS IN NEW YORK SERVE?

In 2015, nearly three-quarters of veterans in New York had served during wartime.

Nearly 11% of veterans began serving during the post-9/11 era. This proportion is expected to rise rapidly, reaching 22% by 2025.<sup>5</sup>

Number & proportion of veterans that served during each war:

World War II:	Korea:	Vietnam:	Gulf War Era:	Post-9/11 only:
51,000	91,000	269,000	219,000	94,000
6%	11%	32%	26%	11%




# Where Do Veterans in New York Live?

**L**ong Island and New York City are home to large numbers of veterans. Although the total numbers are smaller, the highest concentrations of veterans are typically found in less-populated counties such as New York's North Country and southwestern counties, in part because those populations tend to be older.<sup>6</sup>

## TOP FIVE COUNTIES WITH THE MOST VETERANS:

<b>Suffolk, NY</b> 72,000	<b>Erie, NY</b> 61,000	<b>Nassau, NY</b> 52,000	<b>Queens, NY</b> 50,000	<b>Kings, NY</b> 46,000
------------------------------	---------------------------	-----------------------------	-----------------------------	----------------------------

TOP FIVE MOST  
DENSELY  
POPULATED  
COUNTIES WITH  
VETERANS PER  
1,000 RESIDENTS:





# How do Veterans use Health Care?

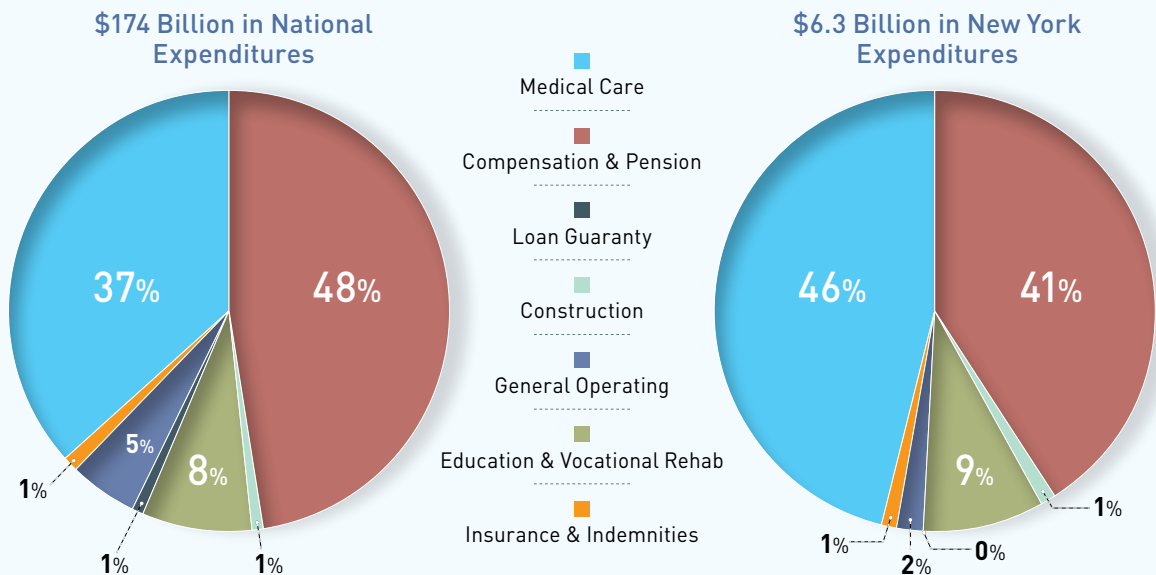
- There is a clear need for mental health services for veterans. A 2010 survey of New York State's veterans by the RAND Corporation revealed that **22% OF RETURNING POST-9/11 VETERANS HAVE A PROBABLE MENTAL HEALTH DIAGNOSIS** based on symptoms over the last 30 days, with 16% screening for major depression and post-traumatic stress disorder.
  - Compared with similar individuals in the general population, **VETERANS ARE 8 times MORE LIKELY TO HAVE PTSD** and 2–4 times more likely to have major depression.
  - Approximately half of those who sought mental health treatment reported receiving minimally adequate care.
- According to the survey, **NEARLY half of veterans PREFER TO RECEIVE THEIR CARE OUTSIDE OF THE VA SYSTEM**, while the other half prefer to receive care from a VA facility.<sup>8</sup>
- The Veterans Health Administration provides medical, surgical, and rehabilitative care to veterans, serving nearly 9 million veterans each year.
- **IN 2015, nearly 389,000 NEW YORK VETERANS WERE ENROLLED IN VA HEALTH CARE**, with approximately 58% of them visiting a VA health care facility during the year.<sup>9</sup>
- Many veterans have health care coverage from other sources aside from the VA, with more than 70% nationally having private health insurance coverage. Slightly less than half have both private and public coverage.<sup>10</sup>
  - The RAND survey found that **two-thirds (64%) OF POST-9/11 VETERANS HAVE HEALTH INSURANCE OUTSIDE OF THE VA.**<sup>11</sup>

## How do Veterans use Health Care? *(continued)*

### VA SNAPSHOT

- The Department of Veterans Affairs (VA) is responsible for providing access to financial assistance, education and training, national cemeteries, and other vital benefits to former military personnel and their dependents.
- The Veterans Health Administration is the largest administrative division within the VA, operating more than 1,700 hospitals, clinics, community living centers, domiciliaries, readjustment counseling centers, and other facilities.
- In 2016, the VA spent approximately \$64 billion for medical care nationally; nearly \$3 billion was spent for medical care within New York State.

### VA EXPENDITURES: National vs. New York State<sup>12</sup>

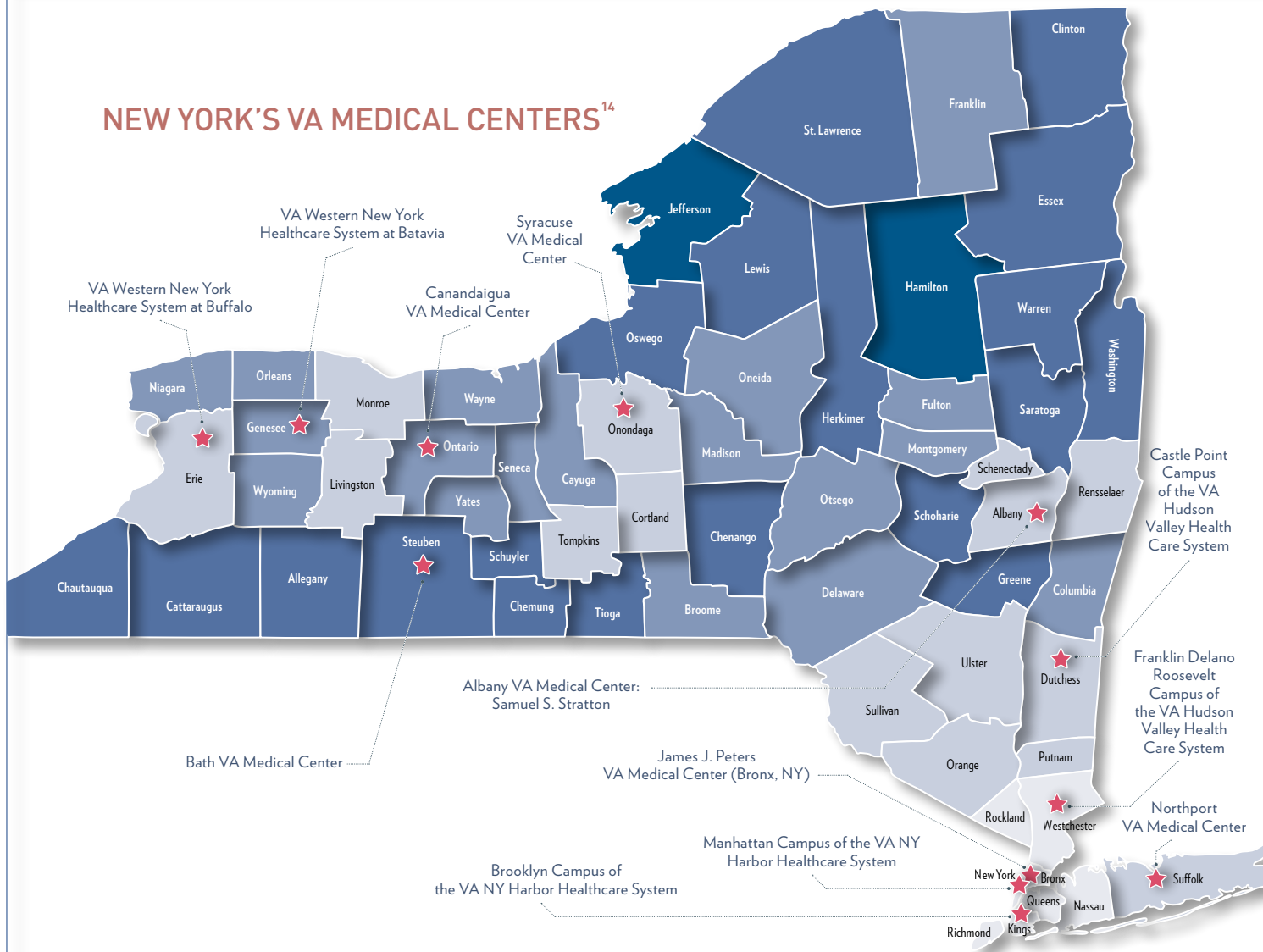


The VA facilities in New York include:

- 12 VA Medical Centers
- 48 outpatient clinics
- 16 Vet Centers (independent clinics within the VA umbrella that provide combat veterans with readjustment counseling)

## How do Veterans use Health Care? (continued)

- The VA has historically had initiatives that allow veterans to access community care, most recently through programs such as the Veterans Choice Program and Patient-Centered Community Care. These programs provide coverage for community-based care in such circumstances as where there is no available specialist, long wait times, or geographic inaccessibility to VA care. In fiscal year 2016, **MORE THAN 25.5 million** APPOINTMENTS WERE SCHEDULED FOR VETERANS ACROSS THE VA'S COMMUNITY CARE PROGRAMS. The VA is currently seeking to improve and streamline these programs.<sup>13</sup>

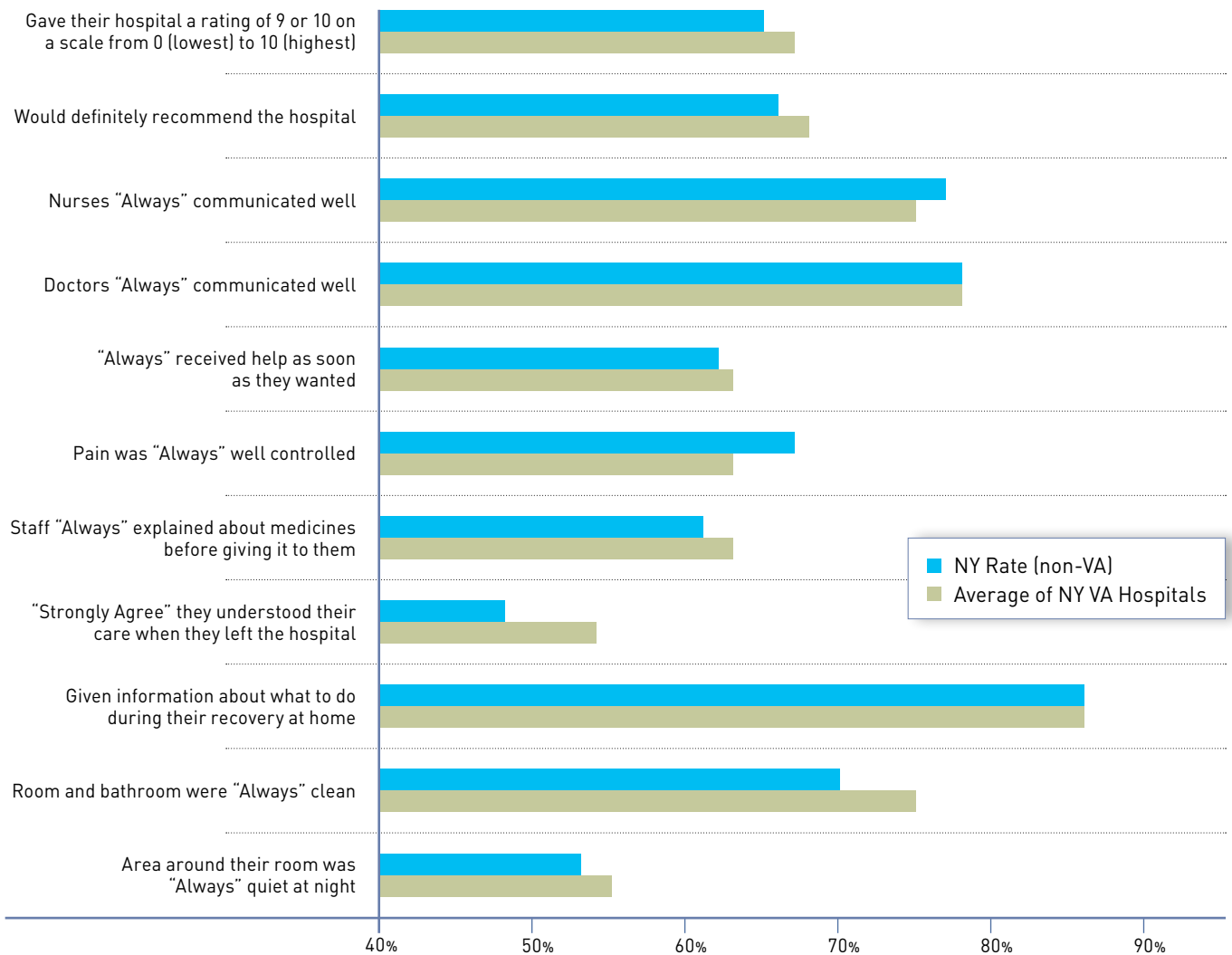




## How do Veterans use Health Care? *(continued)*

- Part of an effort to increase options for veterans' health care is greater transparency of the performance of VA facilities. Patient-reported experience measures comparing VA hospitals with non-VA hospitals in New York show similar levels of performance.

### PATIENT-REPORTED EXPERIENCE: VA Hospitals vs. Non-VA Hospitals<sup>15</sup>



## ENDNOTES

1. U.S. Department of Veterans Affairs. National Center for Veterans Analysis and Statistics. Veteran population. Table 6L: VetPop2016 Living Veterans by State, Age Group, Gender, 2015-2045 (2015 estimates are shown) [https://www.va.gov/vetdata/veteran\\_population.asp](https://www.va.gov/vetdata/veteran_population.asp). U.S. estimate includes veterans in Puerto Rico, island areas, and foreign countries.
2. U.S. Department of Veterans Affairs. National Center for Veterans Analysis and Statistics. Veteran population. Table 6L: VetPop2016 Living Veterans by State, Age Group, Gender, 2015-2045 (2015 and 2025 estimates are shown) [https://www.va.gov/vetdata/veteran\\_population.asp](https://www.va.gov/vetdata/veteran_population.asp).
3. U.S. Department of Veterans Affairs. National Center for Veterans Analysis and Statistics. Veteran population. Table 6L: VetPop2016 Living Veterans by State, Age Group, Gender, 2015-2045 (2015 estimates are shown) [https://www.va.gov/vetdata/veteran\\_population.asp](https://www.va.gov/vetdata/veteran_population.asp); United States Census Bureau: <https://www.census.gov/quickfacts/table/AGE775215/36,00>
4. U.S. Department of Veterans Affairs. National Center for Veterans Analysis and Statistics. Veteran population. Table 8L: VetPop2016 Living Veterans by State, Race/Ethnicity, Gender, 2015-2045 (2015 and 2040 estimates are shown) [https://www.va.gov/vetdata/veteran\\_population.asp](https://www.va.gov/vetdata/veteran_population.asp). U.S. estimate includes veterans in Puerto Rico, island areas and foreign countries.
5. U.S. Department of Veterans Affairs. National Center for Veterans Analysis and Statistics. Veteran population. Table 7L: VetPop2016 Living Veterans by State, Period Of Service, Gender, 2015-2045 (2015 and 2025 estimates are shown) [https://www.va.gov/vetdata/veteran\\_population.asp](https://www.va.gov/vetdata/veteran_population.asp).
6. U.S. Department of Veterans Affairs. National Center for Veterans Analysis and Statistics. Veteran population. Table 9L: VetPop2016 County-Level Veteran Population by State, Age, Group, Gender, 2015-2045 (2015 estimates shown) [https://www.va.gov/vetdata/veteran\\_population.asp](https://www.va.gov/vetdata/veteran_population.asp); United States Census Bureau. Annual Estimates of the Resident Population: April 1, 2010 to July 1, 2016 (2016 Population Estimates used): [https://factfinder.census.gov/faces/tableservices/jsf/pages/productview.xhtml?pid=PEP\\_2016\\_PEPANNRES&src=pt](https://factfinder.census.gov/faces/tableservices/jsf/pages/productview.xhtml?pid=PEP_2016_PEPANNRES&src=pt).
7. U.S. Department of Veterans Affairs. National Center for Veterans Analysis and Statistics. Veteran population. Table 9L: VetPop2016 County-Level Veteran Population by State, Age, Group, Gender, 2015-2045 (2015 estimates shown) [https://www.va.gov/vetdata/veteran\\_population.asp](https://www.va.gov/vetdata/veteran_population.asp); United States Census Bureau. Annual Estimates of the Resident Population: April 1, 2010 to July 1, 2016 (2016 Population Estimates used): [https://factfinder.census.gov/faces/tableservices/jsf/pages/productview.xhtml?pid=PEP\\_2016\\_PEPANNRES&src=pt](https://factfinder.census.gov/faces/tableservices/jsf/pages/productview.xhtml?pid=PEP_2016_PEPANNRES&src=pt).
8. Schell, T. L., Tanielian, T., Farmer, C. M., Jaycox, L. H., Marshall, G. N., Schell, T. L., ... & Wrenn, G. (2011). A Needs Assessment of New York State Veterans: Final Report to the New York State Health Foundation.
9. [https://www.va.gov/vetdata/docs/SpecialReports/State\\_Summaries\\_New\\_York.pdf](https://www.va.gov/vetdata/docs/SpecialReports/State_Summaries_New_York.pdf)
10. U.S. Census Bureau, American Community Survey PUMS, 2015. Prepared by the National Center for Veterans Analysis and Statistics. Profile of Veterans: 2015. [https://www.va.gov/vetdata/docs/SpecialReports/Profile\\_of\\_Veterans\\_2015.pdf](https://www.va.gov/vetdata/docs/SpecialReports/Profile_of_Veterans_2015.pdf) (slide 13)
11. Schell, T. L., Tanielian, T., Farmer, C. M., Jaycox, L. H., Marshall, G. N., Schell, T. L., ... & Wrenn, G. (2011). A Needs Assessment of New York State Veterans: Final Report to the New York State Health Foundation.
12. U.S. Department of Veterans Affairs. National Center for Veterans Analysis and Statistics. Expenditures. FY16 Summary of Expenditures by State. <https://www.va.gov/vetdata/Expenditures.asp>. U.S. estimate includes veterans in Puerto Rico and Guam.
13. <https://www.va.gov/communitycare/>
14. <https://www.va.gov/directory/Guide/state.asp?dnum=ALL&STATE=NY>.
15. Centers for Medicare & Medicaid Services. Hospital Compare. NYSHealth calculations based on hospital-level data in Hospital Compare are used to create State-level averages for VA hospitals in New York.



Improving the state of  
New York's health

VOICE: 212-664-7656  
FAX: 646-421-6029  
MAIL: 1385 Broadway,  
23rd Floor  
New York, NY 10018  
WEB: [www.nyshealth.org](http://www.nyshealth.org)