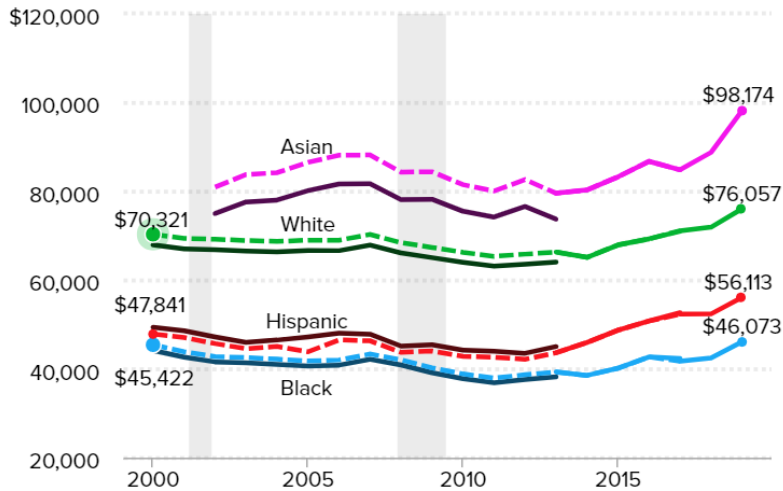


Syracuse, NY

Income Gap

Real median household income by race and ethnicity, 2000–2019

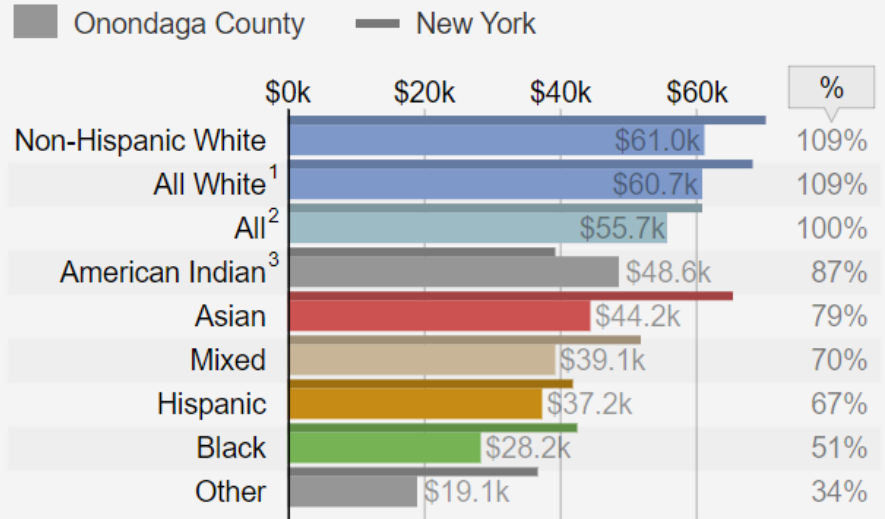


Economic Policy Institute
<https://www.epi.org/blog/racial-disparities-in-income-and-poverty-remain-largely-unchanged-amid-strong-income-growth-in-2019/>

Median Household Income by Race

#8

Scope: households in New York and Onondaga County



% as percentage of median household income of the entire population

¹ including Hispanic whites ² entire population

³ American Indian and Alaska Native ⁴ and other Pacific Islander

“Racial income gap in Onondaga County among the worst in the nation”

https://www.syracuse.com/news/2018/05/onondaga_county_has_7th_worst_racial_income_gap_in_us.html

HIGHEST BLACK CONCENTRATION OF POVERTY

RANK	METROPOLITAN AREA	BLACK		
		2000	2005-2009	2009-2013
1	Syracuse, NY	43.4	48.3	65.2
2	Detroit-Livonia-Dearborn, MI	17.3	41.4	57.6
3	Toledo, OH	18.7	43.4	54.5
4	Rochester, NY	34.2	43.5	51.5
5	Fresno, CA	42.8	28.1	51.4
6	Buffalo-Niagara Falls, NY	30.8	31.8	46.4
7	Cleveland-Elyria-Mentor, OH	26.7	36.7	45.5
8	Gary, IN	22.2	30.1	45.2
9	Milwaukee-Waukesha-West Allis, WI	38.7	41.0	44.8
10	Louisville/Jefferson County, KY-IN	38.6	41.9	42.6

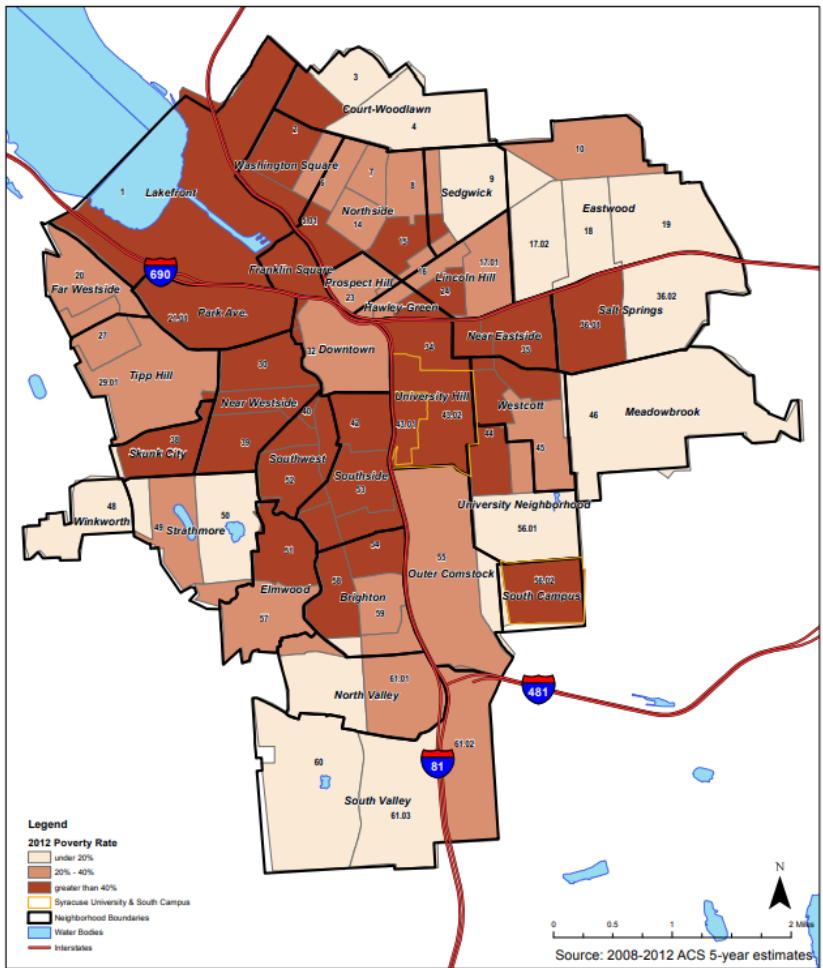
Sources: 2000 Census, 2005-2009 and 2009-2013 ACS.
Limited to the 100 largest metropolitan areas.



Almost two-thirds of Syracuse's black and Hispanic residents live in extreme poverty, concentrated within the 30 census tracts.

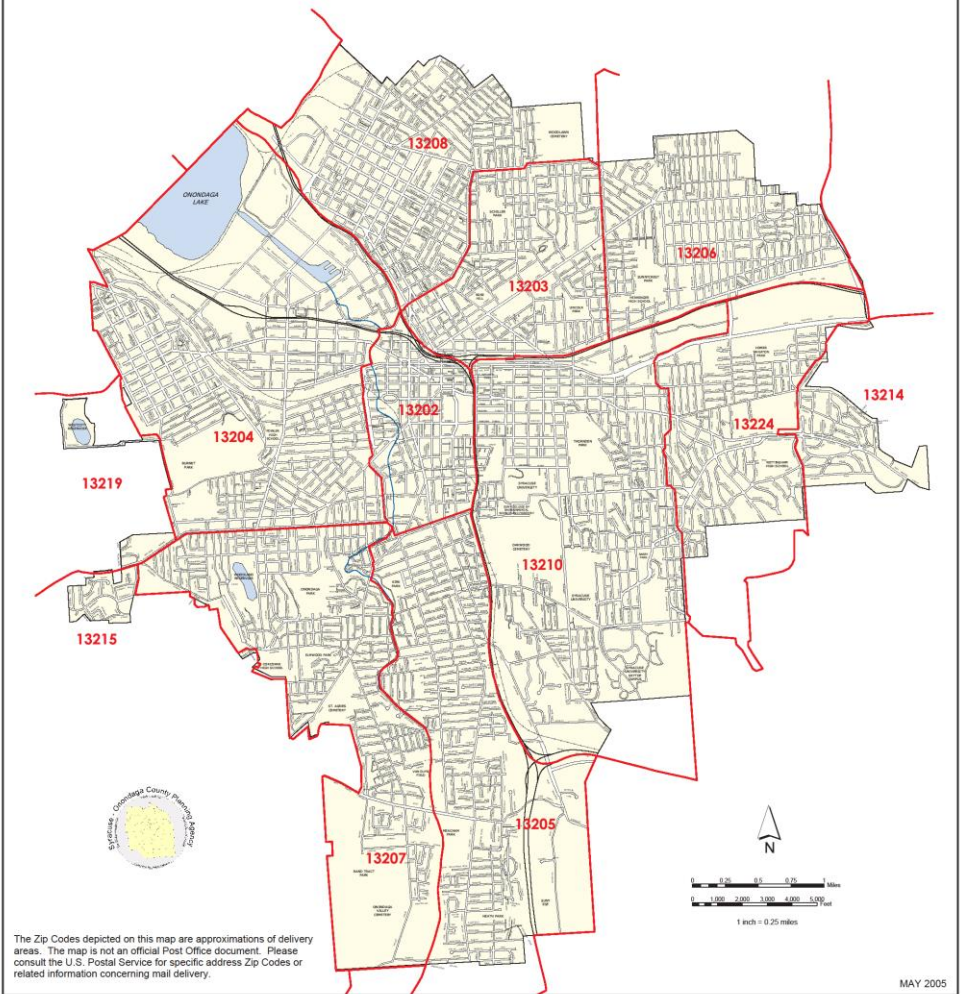
<https://tcf.org/content/report/architecture-of-segregation/>

2012 Poverty Rate, Syracuse, NY



"High poverty" neighborhoods are often defined as neighborhoods with a poverty rate of 20% or greater; neighborhoods with a poverty rate of 40% or greater are often termed "extreme poverty" neighborhoods. For a discussion of high poverty neighborhoods and their effects, see: Kneebone, Nadeau and Berube (2011). "The Re-Emergence of Concentrated Poverty. Metropolitan Trends in the 2000s." Brookings Institution, Metropolitan Opportunity Series. Available on the internet at: http://www.brookings.edu/~media/research/files/papers/2011/11/03%20poverty%20kneebone%20nadeau%20beruber1103_pove_rty_kneebone_nadeau_berube.pdf

ZIP CODES IN THE CITY OF SYRACUSE

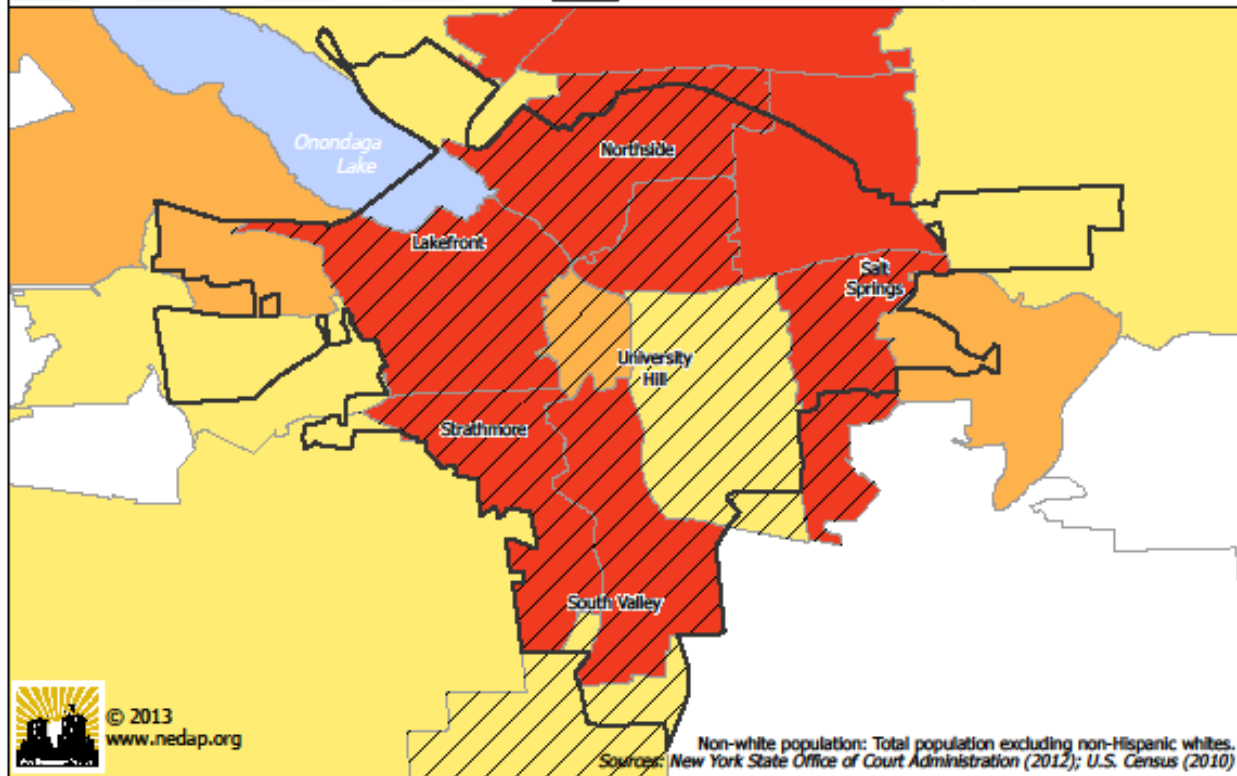


Four of the most common zip codes with Upstate Hospital filed medical debt cases: 13204, 13205, 13207, 13208

Syracuse, NY Default Judgments in Debt Collection Lawsuits

Number of Default Judgments per 1,000 Residents, by Zip Code

0 - 2 2 - 4 4 - 7 7 - 10.7 Syracuse City Court Jurisdiction Population > 35% Non-White



Rosetta R., of Syracuse: "I didn't even know that I had ever been sued until late last year, when I found out that my wages were about to be garnished. Then I learned that two debt buyers had sued me years ago and gotten judgments against me, even though they never served me with the court papers. One of the debt buyers claimed to have served me at an old address that I wasn't living at any more, and the other used a process server that the Attorney General had sued for lying about serving people with court papers. Also, the debt buyers sued me in a name I haven't used since I came here from Jamaica 14 years ago, so I don't think these debts are even mine, and I'm worried that I may have been the victim of identity theft."